

High Capacity GRAIN CARTS



**NEW—1,020 bushel or
870 bushel capacity**


In all thy ways
acknowledge Him,
and He shall
direct thy paths.
Prov. 3:6

EZ TRAIL INC.
FARM WAGONS SINCE 1964


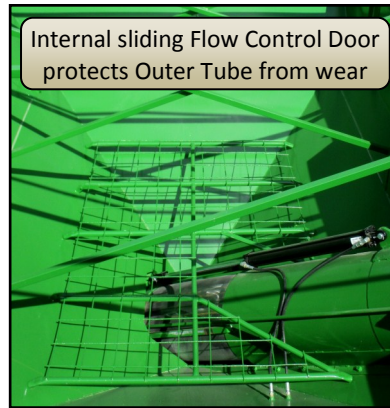
PHONE 217/543-3471 • P.O. BOX 168 • ARTHUR, IL 61911

800-677-2802 www.e-ztrail.com

Red, Green, or Blue — We paint your Grain Cart the color that pleases you!



The 18" diameter corner auger is 14' long & positioned at the ideal angle for an adequate unloading height & an exceptionally far reach from the grain cart.



Standard Lights (tail lights, turn signals, work light), Optional Roll Tarp—18 oz. American-made vinyl coated nylon



OPTIONAL ATTACHMENTS

- ROLL TARP COVER
- HYDRAULIC DRIVE KIT
- WEIGH-TRONIX SCALE KIT

Specifications	Model 870	Model 1020
Approx. Capacity	870 Bu.	1020 Bu.
Standard Tires	30.5-32 R1 or R3 12 Ply	30.5-32 R1 16 Ply
Optional Tires	900/60R32	900/60R32
Spindle Diameter	4-1/2" High Strength	4-1/2" High Strength
Box Dimensions	11' 9" x 16' 3"	11' 9" x 21' 3"
Height Right Side	11' 3"	11' 3"
Height Left Side	11' 10"	11' 10"
Overall Length	26' 1"	26' 7"
Auger Diameter	18"	18"
Top Auger Length	14'	14'
Discharge Height	13' at Rubber Spout	13' at Rubber Spout
Wheel Tread Width	120" Std. 128" Opt.	120" Std. 128" Opt.